



### District Report Card: 2017


<b>State:</b> West Bengal	<b>District:</b> Purba Medinipur
<b>Class:</b> 3	<b>Subject:</b> Language
<b>Schools:</b> 61	<b>Students:</b> 1065


### Participation/Coverage


#### Students

<b>GENDER</b> 	Boys		Girls	
	Number	%	Number	%
	557	52.30	508	47.70

<b>AREA</b> 	Rural		Urban	
	Number	%	Number	%
	968	90.89	97	9.11

<b>CATEGORY</b> 	SC		ST		OBC		GEN	
	Number	%	Number	%	Number	%	Number	%
	215	20.19	17	1.60	109	10.23	724	67.98

<b>CWSN</b> 	LD	VI	HI	S&LD	ID	Oth
	2	3	2	7	3	12

<b>Management</b> 	Government		Government-aided	
	Number	%	Number	%
	1065	100.00	0	0.00

### Average Performance of Students in Language (%)

Overall	Gender		Area		Management		Social Group			
	Male	Female	Rural	Urban	Govt.	Aided	SC	ST	OBC	GEN
77.33	76.90	77.80	77.89	71.75	77.33	0.00	73.02	85.88	75.72	78.65

## Performance on Learning Outcomes (LOs)

Learning Outcomes	Description	Average Performance(%)
L304	Reads small texts with comprehension i.e., identifies main ideas, details, sequence and draws conclusions	78.68
L312	Reads printed scripts on the classroom walls: poems, posters, charts etc.	74.63

Range of Performance of Students who Answered Correctly							
Below 30%		30% - 50%		50% - 75%		Above 75%	
Number	%	Number	%	Number	%	Number	%
35	3.29	86	8.08	284	26.67	660	61.97

## Lowest Performing Learning Outcomes (LOs)

1 - Reads printed scripts on the classroom walls: poems, posters, charts etc. (74.63)

2 - Reads small texts with comprehension i.e., identifies main ideas, details, sequence and draws conclusions (78.68)